

ZONA D'OMBRA SURFACE COLOR FINISH CHART

PROJECT _____
TYPE _____
NOTES _____
QUANTITY _____
DATE _____

Embossed White - EWH



Embossed Black - EBK



Metallic Anthracite - MAN



Coffee - COF



Purple Red - PRD



Aluminum - ALU




Aluminum - ALU




Aluminum - ALU




Aluminum - ALU




Silver Leaf - SLF



Gold Leaf - GLF



Copper Leaf - CLF



Bronze Leaf - BRL



Digital: Not all screens are calibrated the same, and therefore, colors will appear differently between screens.

Physical: When texture is involved, there will be variations in color, character and tone within a product series and between product families.

